



## Men - Doubles - Results

Pos.	Name	Game 1	Game 2	Game 3	Game 4	Game 5	Game 6	Total	Average
<b>1.</b>	<b>UKRAINE</b>								
	DANYLIUK Vadym	254	236	219	197	203	225	1334	222,33
	IALOVEGA Vladyslav	246	245	200	223	192	209	1315	219,17
		<b>500</b>	<b>481</b>	<b>419</b>	<b>420</b>	<b>395</b>	<b>434</b>	<b>2649</b>	<b>220,75</b>
<b>2.</b>	<b>TURKEY</b>								
	BASAK Onder	248	201	201	227	224	248	1349	224,83
	ASIMOGLU Ilhan	200	190	254	233	194	215	1286	214,33
		<b>448</b>	<b>391</b>	<b>455</b>	<b>460</b>	<b>418</b>	<b>463</b>	<b>2635</b>	<b>219,58</b>
<b>3.</b>	<b>FRANCE</b>								
	BOULLE Didier	174	240	183	254	218	190	1259	209,83
	BARTOUT Ludovic	235	195	196	226	233	278	1363	227,17
		<b>409</b>	<b>435</b>	<b>379</b>	<b>480</b>	<b>451</b>	<b>468</b>	<b>2622</b>	<b>218,50</b>
<b>4.</b>	<b>GERMANY</b>								
	DUDA Daniel	202	198	247	212	236	236	1331	221,83
	VETTER Holger	256	193	202	214	203	215	1283	213,83
		<b>458</b>	<b>391</b>	<b>449</b>	<b>426</b>	<b>439</b>	<b>451</b>	<b>2614</b>	<b>217,83</b>
<b>5.</b>	<b>ITALY</b>								
	SACCHI Davide	297	190	266	216	245	234	1448	241,33
	TRONCHI Nadir	143	235	188	205	189	199	1159	193,17
		<b>440</b>	<b>425</b>	<b>454</b>	<b>421</b>	<b>434</b>	<b>433</b>	<b>2607</b>	<b>217,25</b>
<b>6.</b>	<b>GREAT BRITAIN</b>								
	FORSYTH Matthew	244	246	184	248	216	193	1331	221,83
	LAY Ray	237	182	234	185	206	221	1265	210,83
		<b>481</b>	<b>428</b>	<b>418</b>	<b>433</b>	<b>422</b>	<b>414</b>	<b>2596</b>	<b>216,33</b>
<b>7.</b>	<b>GERMANY</b>								
	LINDEMANN Kevin	190	221	202	199	187	191	1190	198,33
	WILDENHAYN Simon	186	238	245	254	195	252	1370	228,33
		<b>376</b>	<b>459</b>	<b>447</b>	<b>453</b>	<b>382</b>	<b>443</b>	<b>2560</b>	<b>213,33</b>

Pos.	Name	Game 1	Game 2	Game 3	Game 4	Game 5	Game 6	Total	Average
<b>8.</b>	<b>RUSSIA</b>								
	DROZHBIN Aleksei	237	217	198	223	178	194	1247	207,83
	GRIGOREV Vladimir	206	200	246	256	212	184	1304	217,33
		<b>443</b>	<b>417</b>	<b>444</b>	<b>479</b>	<b>390</b>	<b>378</b>	<b>2551</b>	<b>212,58</b>
<b>9.</b>	<b>RUSSIA</b>								
	KHOUMUDYAROV Maxim	227	223	214	225	216	202	1307	217,83
	SAVCHENKO Aleksei	214	203	200	179	150	226	1172	195,33
		<b>441</b>	<b>426</b>	<b>414</b>	<b>404</b>	<b>366</b>	<b>428</b>	<b>2479</b>	<b>206,58</b>
<b>10.</b>	<b>POLAND</b>								
	SZYMCZAK Pawel	211	244	229	205	211	200	1300	216,67
	ZAREK Tomasz	219	225	188	206	166	152	1156	192,67
		<b>430</b>	<b>469</b>	<b>417</b>	<b>411</b>	<b>377</b>	<b>352</b>	<b>2456</b>	<b>204,67</b>
<b>11.</b>	<b>CYPRUS</b>								
	LOIZOU Nikos	219	235	184	219	247	174	1278	213,00
	IAKOVIDIS Panikos	223	162	188	168	213	223	1177	196,17
		<b>442</b>	<b>397</b>	<b>372</b>	<b>387</b>	<b>460</b>	<b>397</b>	<b>2455</b>	<b>204,58</b>
<b>12.</b>	<b>SWITZERLAND</b>								
	LEDERMANN Thomas	181	224	158	202	209	242	1216	202,67
	SHELLENBERG Reto	200	183	196	252	182	213	1226	204,33
		<b>381</b>	<b>407</b>	<b>354</b>	<b>454</b>	<b>391</b>	<b>455</b>	<b>2442</b>	<b>203,50</b>
<b>13.</b>	<b>SWEDEN</b>								
	NILSSON J. Ulf	215	211	199	205	222	215	1267	211,17
	NISES Daniel	161	235	173	224	182	178	1153	192,17
		<b>376</b>	<b>446</b>	<b>372</b>	<b>429</b>	<b>404</b>	<b>393</b>	<b>2420</b>	<b>201,67</b>
<b>14.</b>	<b>RUSSIA</b>								
	AKOPYAN Arsen	191	174	215	187	201	202	1170	195,00
	STEPIN Aleksei	217	209	180	195	186	236	1223	203,83
		<b>408</b>	<b>383</b>	<b>395</b>	<b>382</b>	<b>387</b>	<b>438</b>	<b>2393</b>	<b>199,42</b>
<b>15.</b>	<b>SWEDEN</b>								
	HJALMARSSON Pierre	202	222	183	209	191	188	1195	199,17
	FLINK Frederic	204	185	204	224	188	189	1194	199,00
		<b>406</b>	<b>407</b>	<b>387</b>	<b>433</b>	<b>379</b>	<b>377</b>	<b>2389</b>	<b>199,08</b>

Pos.	Name	Game 1	Game 2	Game 3	Game 4	Game 5	Game 6	Total	Average
<b>16.</b>	<b>DENMARK</b>								
	VAGNER Steen	190	208	202	168	179	161	1108	184,67
	BOCQUET Pierre	192	224	216	195	183	259	1269	211,50
		<b>382</b>	<b>432</b>	<b>418</b>	<b>363</b>	<b>362</b>	<b>420</b>	<b>2377</b>	198,08
<b>17.</b>	<b>LATVIA</b>								
	GABRANS Girts	151	231	214	270	158	185	1209	201,50
	LAGUNOVS Vladimirs	206	166	235	204	187	170	1168	194,67
		<b>357</b>	<b>397</b>	<b>449</b>	<b>474</b>	<b>345</b>	<b>355</b>	<b>2377</b>	198,08
<b>18.</b>	<b>BELGIUM</b>								
	BARTHOLOME Christophe	220	227	161	221	233	174	1236	206,00
	BARTHOLOME Thomas	224	189	137	194	183	211	1138	189,67
		<b>444</b>	<b>416</b>	<b>298</b>	<b>415</b>	<b>416</b>	<b>385</b>	<b>2374</b>	197,83
<b>19.</b>	<b>GREECE</b>								
	ILIAKIS Ioannis	169	225	173	178	237	209	1191	198,50
	ZAFEIROPOULOS Dimitrios	184	233	213	189	185	173	1177	196,17
		<b>353</b>	<b>458</b>	<b>386</b>	<b>367</b>	<b>422</b>	<b>382</b>	<b>2368</b>	197,33
<b>20.</b>	<b>DENMARK</b>								
	JORGENSEN Peter Frank	180	226	169	184	256	199	1214	202,33
	RYSGAARD Carsten	152	216	166	197	211	202	1144	190,67
		<b>332</b>	<b>442</b>	<b>335</b>	<b>381</b>	<b>467</b>	<b>401</b>	<b>2358</b>	196,50
<b>21.</b>	<b>ITALY</b>								
	PARISI Giuseppe	222	220	135	175	267	223	1242	207,00
	GIACUBBO Domenico	206	205	141	195	192	176	1115	185,83
		<b>428</b>	<b>425</b>	<b>276</b>	<b>370</b>	<b>459</b>	<b>399</b>	<b>2357</b>	196,42
<b>22.</b>	<b>ITALY</b>								
	TAGLIATA Vincenzo	205	159	176	188	153	212	1093	182,17
	MONTEROSSO Paolo	230	197	237	179	221	194	1258	209,67
		<b>435</b>	<b>356</b>	<b>413</b>	<b>367</b>	<b>374</b>	<b>406</b>	<b>2351</b>	195,92
<b>23.</b>	<b>GREECE</b>								
	KATSAGANIS Konstantinos	193	196	210	168	198	197	1162	193,67
	PONIROS Konstantinos	171	214	200	207	159	224	1175	195,83
		<b>364</b>	<b>410</b>	<b>410</b>	<b>375</b>	<b>357</b>	<b>421</b>	<b>2337</b>	194,75

Pos.	Name	Game 1	Game 2	Game 3	Game 4	Game 5	Game 6	Total	Average
<b>24.</b>	<b>CROATIA</b>								
	PUSKADIJA Josip	204	160	166	173	177	189	1069	178,17
	KOLARIC Igor	213	168	195	244	212	211	1243	207,17
		<b>417</b>	<b>328</b>	<b>361</b>	<b>417</b>	<b>389</b>	<b>400</b>	<b>2312</b>	192,67
<b>25.</b>	<b>LITHUANIA</b>								
	ANDREIKENAS Andrius	177	169	166	188	223	229	1152	192,00
	ANDREIKENAS Dovydas	177	210	212	201	157	180	1137	189,50
		<b>354</b>	<b>379</b>	<b>378</b>	<b>389</b>	<b>380</b>	<b>409</b>	<b>2289</b>	190,75
<b>26.</b>	<b>UKRAINE</b>								
	MAIHER Rostyslav	182	257	233	185	202	162	1221	203,50
	SHCHERBAKOV Dmytro	196	140	176	198	147	201	1058	176,33
		<b>378</b>	<b>397</b>	<b>409</b>	<b>383</b>	<b>349</b>	<b>363</b>	<b>2279</b>	189,92
<b>27.</b>	<b>GERMANY</b>								
	KLOTZ Sebastian	193	161	154	148	178	186	1020	170,00
	SCHWARZ Andreas	198	215	189	203	230	219	1254	209,00
		<b>391</b>	<b>376</b>	<b>343</b>	<b>351</b>	<b>408</b>	<b>405</b>	<b>2274</b>	189,50
<b>28.</b>	<b>LITHUANIA</b>								
	VAITEKUNAS Romanas	196	192	175	216	160	189	1128	188,00
	GUMBRYNS Kestutis	176	212	232	213	137	170	1140	190,00
		<b>372</b>	<b>404</b>	<b>407</b>	<b>429</b>	<b>297</b>	<b>359</b>	<b>2268</b>	189,00
<b>29.</b>	<b>FRANCE</b>								
	DIVOL Alexis	194	165	182	224	187	245	1197	199,50
	GUIBOUX Mikael	175	134	148	199	215	183	1054	175,67
		<b>369</b>	<b>299</b>	<b>330</b>	<b>423</b>	<b>402</b>	<b>428</b>	<b>2251</b>	187,58
<b>30.</b>	<b>AUSTRIA</b>								
	ARTH Oliver	195	142	181	211	218	170	1117	186,17
	STOCKREITER Gerhard	179	179	176	202	197	201	1134	189,00
		<b>374</b>	<b>321</b>	<b>357</b>	<b>413</b>	<b>415</b>	<b>371</b>	<b>2251</b>	187,58
<b>31.</b>	<b>SWEDEN</b>								
	DRAPSA Szczepan	214	161	214	167	226	194	1176	196,00
	WASE Albin	157	245	192	169	182	123	1068	178,00
		<b>371</b>	<b>406</b>	<b>406</b>	<b>336</b>	<b>408</b>	<b>317</b>	<b>2244</b>	187,00


Pos.	Name	Game 1	Game 2	Game 3	Game 4	Game 5	Game 6	Total	Average
<b>32.</b>	<b>FINLAND</b>								
	LOPPINEN Markku	200	196	168	187	203	191	1145	190,83
	EKSTROM Alf	217	164	217	157	183	160	1098	183,00
		<b>417</b>	<b>360</b>	<b>385</b>	<b>344</b>	<b>386</b>	<b>351</b>	<b>2243</b>	186,92
<b>33.</b>	<b>CZECH REP</b>								
	VOHRYZKA Jaromir	235	182	167	180	194	190	1148	191,33
	ZEMAN Jan	181	219	159	157	162	195	1073	178,83
		<b>416</b>	<b>401</b>	<b>326</b>	<b>337</b>	<b>356</b>	<b>385</b>	<b>2221</b>	185,08
<b>34.</b>	<b>NETHERLANDS</b>								
	van Nifterik Andre	141	200	180	172	159	162	1014	169,00
	DUIVENVOORDEN Joost	162	216	199	211	188	216	1192	198,67
		<b>303</b>	<b>416</b>	<b>379</b>	<b>383</b>	<b>347</b>	<b>378</b>	<b>2206</b>	183,83
<b>35.</b>	<b>POLAND</b>								
	GNYSKA Piotr	162	203	159	137	224	186	1071	178,50
	PRETORIUS Bartosz	172	183	172	233	158	202	1120	186,67
		<b>334</b>	<b>386</b>	<b>331</b>	<b>370</b>	<b>382</b>	<b>388</b>	<b>2191</b>	182,58
<b>36.</b>	<b>LATVIA</b>								
	NALIVAIKO Janis	168	217	193	185	175	200	1138	189,67
	DUKURS Maris	169	124	185	199	163	211	1051	175,17
		<b>337</b>	<b>341</b>	<b>378</b>	<b>384</b>	<b>338</b>	<b>411</b>	<b>2189</b>	182,42
<b>37.</b>	<b>GREECE</b>								
	TSOLKANAKIS Christos	204	190	211	210	197	153	1165	194,17
	TARLAS Sotirios	164	201	146	173	169	165	1018	169,67
		<b>368</b>	<b>391</b>	<b>357</b>	<b>383</b>	<b>366</b>	<b>318</b>	<b>2183</b>	181,92
<b>38.</b>	<b>POLAND</b>								
	PICK Tomasz	179	175	146	212	135	196	1043	173,83
	SZCZESNY Grzegorz	199	208	173	176	188	186	1130	188,33
		<b>378</b>	<b>383</b>	<b>319</b>	<b>388</b>	<b>323</b>	<b>382</b>	<b>2173</b>	181,08
<b>39.</b>	<b>UKRAINE</b>								
	DIDORENKO Nazar	196	177	228	161	169	146	1077	179,50
	TRUBIN Sergiy	183	181	202	178	168	169	1081	180,17
		<b>379</b>	<b>358</b>	<b>430</b>	<b>339</b>	<b>337</b>	<b>315</b>	<b>2158</b>	179,83

Pos.	Name	Game 1	Game 2	Game 3	Game 4	Game 5	Game 6	Total	Average
<b>40.</b>	<b>SPAIN</b>								
	RODRIGUEZ H. Felix	155	144	208	139	183	183	1012	168,67
	BONCASA F. Julian.	182	194	193	185	213	168	1135	189,17
		<b>337</b>	<b>338</b>	<b>401</b>	<b>324</b>	<b>396</b>	<b>351</b>	<b>2147</b>	178,92
<b>41.</b>	<b>CZECH REP</b>								
	MAROUS Martin	157	152	147	217	171	140	984	164,00
	DRAHOS Thomas	209	252	144	177	180	177	1139	189,83
		<b>366</b>	<b>404</b>	<b>291</b>	<b>394</b>	<b>351</b>	<b>317</b>	<b>2123</b>	176,92
<b>42.</b>	<b>AUSTRIA</b>								
	STRITZKI Thomas	173	185	160	171	153	167	1009	168,17
	BERGMEISTER Siegfried	174	188	170	212	148	201	1093	182,17
		<b>347</b>	<b>373</b>	<b>330</b>	<b>383</b>	<b>301</b>	<b>368</b>	<b>2102</b>	175,17
<b>43.</b>	<b>NETHERLANDS</b>								
	PRIEMS Gerald	201	159	193	169	174	169	1065	177,50
	van VLIET Robin	192	182	159	186	142	154	1015	169,17
		<b>393</b>	<b>341</b>	<b>352</b>	<b>355</b>	<b>316</b>	<b>323</b>	<b>2080</b>	173,33
<b>44.</b>	<b>ESTONIA</b>								
	JÖGI Erki	180	148	168	163	164	164	987	164,50
	OJAMETS Teet	170	184	182	193	168	188	1085	180,83
		<b>350</b>	<b>332</b>	<b>350</b>	<b>356</b>	<b>332</b>	<b>352</b>	<b>2072</b>	172,67
<b>45.</b>	<b>FRANCE</b>								
	PELICAN Charles	147	144	160	154	166	164	935	155,83
	DIVOL Frederic	171	198	156	174	197	215	1111	185,17
		<b>318</b>	<b>342</b>	<b>316</b>	<b>328</b>	<b>363</b>	<b>379</b>	<b>2046</b>	170,50
<b>46.</b>	<b>NETHERLANDS</b>								
	RIJPERT Hennie	152	208	153	191	136	146	986	164,33
	PONT Paul	160	135	147	155	169	190	956	159,33
		<b>312</b>	<b>343</b>	<b>300</b>	<b>346</b>	<b>305</b>	<b>336</b>	<b>1942</b>	161,83
<b>47.</b>	<b>GREAT BRITAIN</b>								
	BOCKING Philip	158	173	204	164	175	146	1020	170,00
	LAUMETS Jaan	157	161	169	163	146	120	916	152,67
		<b>315</b>	<b>334</b>	<b>373</b>	<b>327</b>	<b>321</b>	<b>266</b>	<b>1936</b>	161,33

Pos.	Name	Game 1	Game 2	Game 3	Game 4	Game 5	Game 6	Total	Average
<b>48.</b>	<b>ESTONIA</b>								
	POLDSAMM Priit	141	157	158	172	190	161	979	163,17
	KARINDI Fredi	137	160	145	171	159	154	926	154,33
		<b>278</b>	<b>317</b>	<b>303</b>	<b>343</b>	<b>349</b>	<b>315</b>	<b>1905</b>	158,75
<b>49.</b>	<b>CYPRUS</b>								
	CHRISTOU Christakis	139	153	193	180	158	158	981	163,50
	PAPADOPOULOS Ioannis	134	166	117	157	157	184	915	152,50
		<b>273</b>	<b>319</b>	<b>310</b>	<b>337</b>	<b>315</b>	<b>342</b>	<b>1896</b>	158,00
<b>50.</b>	<b>HUNGARY</b>								
	EGRI Tiborc	156	157	161	162	157	168	961	160,17
	POPELE Robert	125	159	150	166	151	133	884	147,33
		<b>281</b>	<b>316</b>	<b>311</b>	<b>328</b>	<b>308</b>	<b>301</b>	<b>1845</b>	153,75
<b>51.</b>	<b>LATVIA</b>								
	GILBERTS Ainars	144	128	150	165	145	143	875	145,83
	BEISONS Guntars	130	180	178	152	167	149	956	159,33
		<b>274</b>	<b>308</b>	<b>328</b>	<b>317</b>	<b>312</b>	<b>292</b>	<b>1831</b>	152,58
<b>52.</b>	<b>ICELAND</b>								
	BODVARSSON Bodvar Mar	105	190	138	111	110	155	809	134,83
	EINARSSON Joel Eidur	148	150	113	169	154	141	875	145,83
		<b>253</b>	<b>340</b>	<b>251</b>	<b>280</b>	<b>264</b>	<b>296</b>	<b>1684</b>	140,33
CRO	KOLARIC Dimitrije	154	171	166	136	159	187	973	162,17
EST	HOLBERG Sander	146	146	181	178	183	163	997	166,17
FIN	KOIVULA Markku	208	197	180	211	199	171	1166	194,33
DEN	JENSEN Flemming	157	189	172	181	159	193	1051	175,17
NOR	BOYSEN Rolf Johan	168	160	164	203	167	182	1044	174,00
CZE	JUNGMANN Jiri	212	202	222	137	142	222	1137	189,50
HUN	SZABO Miklos	135	130	131	144	120	113	773	128,83
BEL	SIMONS Paul	204	171	225	203	180	224	1207	201,17
CYP	METHODIOU Methodios	155	144	125	151	146	135	856	142,67
ESP	LOPEZ S. Angel L.	145	132	130	141	152	141	841	140,17
TUR	TASKIN Adem	212	199	181	165	153	211	1121	186,83
AUT	DUSCHET Günther	192	167	154	175	188	173	1049	174,83



## MEN-DOUBLES - SEMIFINAL






PLAYERS-NO	COUNTRY	NAME	GAME 1
1251	UKRAINE	DANYLIUK Vadym	245
1253		IALOVEGA Vladyslav	264
1101	GERMANY	DUDA Daniel	255
1105		VETTER Holger	235

PLAYERS-NO	COUNTRY	NAME	GAME 1
1242	TURKEY	BASAK Onder	214
1241		ASIMOGLU Ilhan	152
1095	FRANCE	BOULLE Didier	181
1091		BARTOUT Ludovic	234



## MEN-DOUBLES - FINAL

PLAYERS-NO	COUNTRY	NAME	GAME 1
1251	UKRAINE	DANYLIUK Vadym	231
1253		IALOVEGA Vladyslav	265
1095	FRANCE	BOULLE Didier	191
1091		BARTOUT Ludovic	222

MEDALS	NAME	COUNTRY
GOLD	DANYLIUK, Vadym IALOVEGA, Vladyslav	UKRAINE 
SILVER	BOULLE, Didier BARTOUT, Ludovic	FRANCE 
BRONZE	DUDA, Daniel VETTER, Holger	GERMANY 
BRONZE	BASAK, Onder ASIMOGLU, Ilhan	TURKEY 